


## Not for the Faint of Heart Wires are Stripped from Console and Organ's Umbilical Cord is Cut



The face mask adds a bit of surgical theatre as Thomas Rohlf of Rohlf's Pipe Organ Services LLC begins to snip the connections between the organ console and the piston board. These wired connections signal which ranks of pipes are played when the organist at the organ console sets stop tabs or presses a thumb piston.



Removal of the old wiring connections makes way for new wiring and the new capture system to be installed.

After sniping the wiring connections at the console, the wiring is pulled from where it ran beneath the floor of the choir loft back through the organ case to the piston board. This wiring served as the umbilical cord of the organ connecting the instrument with the console.



With wiring severed from the console the organ's piston board is removed.



Restoration of the organ console and installation of the new capture system requires partial disassembly of the keyboard stack.




The stop tab assembly is removed and will be rewired at Rohlf's shop in Rocky Mount, VA.



Keys are removed from the upper manual (keyboard for the Swell division of the organ) to allow access to the stop pistons which will be rewired.



Removing the keys also allows for cleaning.



Ever take a close look down in between the keys of your computer keyboard? Dust, debris, and a bit of the organist's fairy dust also accumulate beneath the keys of the organ console. The partial disassembly of the console will allow for a good cleaning. After all, it has been accumulating for 46 years.




Removal of the thumb piston slip exposes and allows for extraction of a thumb piston. The thumb pistons are the black buttons underneath the manuals that are labeled with numbers. When pressed, each of the thumb pistons recalls the combination of stops that was most recently set by the organist.




*Removed thumb piston*



*Thumb pistons are located beneath the manual (keyboard).*




*Thumb piston slip is removed.*



*Black thumb pistons for the Swell division of the organ are shown with slip removed.*

## Thank you for your faithful support of McAllister Memorial Presbyterian Church!



**We have several ways to support of the ministry at McAllister Memorial. Please pick the one that is most convenient for you. Thank you!**

### **GIVE ONLINE**

It's easy to give online at McAllister. You can make a one-time gift or a recurring gift using tithe.ly. Go to this link <https://tithe.ly/give?c=898167>

### **GIVE IN-PERSON**

Drop your gift into the collection plate on Sunday morning, or simply stop by the office any weekday to drop off your check. Special collection boxes can also be found at the back of the sanctuary.

### **GIVE BY MAIL**

If you would like to give by mail, you can mail your checks to the following address:

McAllister Memorial Presbyterian Church  
900 N. Alleghany Avenue  
Covington, VA 24426

